

2018


| | | |
|--|-------------------------|----------------|
| | | |
| | 118,043,990.29 | 5,966,527.31 |
| | 1,190,287,868.88 | 934,024,930.53 |
| | | |
| | | |

| | | |
|--|-----------------------|-----------------------|
| | 60,343,908.61 | 55,224,198.67 |
| | 64,370,237.69 | 40,279,190.53 |
| | 17,212,623.91 | 58,804,648.57 |
| | | |
| | 260,032.98 | 20,193.35 |
| | | |
| | | |
| | | |
| | | |
| | 28,123,700.00 | |
| | 4,636,460.99 | 5,169,662.59 |
| | 735,727,484.06 | 798,515,455.61 |
| | | |
| | 50,000,000.00 | |
| | | |
| | | |

| | | |
|--|-------------------------|-------------------------|
| | | |
| | 49,104,343.92 | 42,340,443.15 |
| | | |
| | 89,887,348.25 | -104,370,460.41 |
| | 986,763,415.45 | 904,585,664.83 |
| | 58,213,377.04 | 61,143,104.77 |
| | 1,044,976,792.49 | 965,728,769.60 |
| | 2,030,734,627.98 | 1,969,200,940.00 |

2

| | | |
|--|-----------------------|-----------------------|
| | | |
| | | |
| | 193,972,170.31 | 129,114,341.41 |
| | | |
| | | |
| | 277,308,196.23 | 317,040,457.93 |
| | 1,463,500.00 | 4,120,176.00 |
| | 275,844,696.23 | 312,920,281.93 |
| | 51,559,701.71 | 12,590,703.62 |
| | 24,282,535.10 | 19,375,651.54 |
| | | |
| | | |
| | 91,164,018.50 | 86,207,945.81 |
| | | |
| | | |
| | 137,000,000.00 | 125,000,000.00 |
| | 775,286,621.85 | 689,329,100.31 |
| | | |
| | 131,726,486.94 | 308,624,950.00 |
| | | |
| | | |



| | | |
|----|------------------------|-----------------------|
| | 214,458,276.33 | 109,037,648.32 |
| | -1,051,171.71 | 2,689,385.88 |
| | -137,814,914.83 | 181,643,600.00 |
| | -137,814,914.83 | 181,643,600.00 |
| | | |
| 1. | | |
| 2. | | |
| | -137,814,914.83 | 181,643,600.00 |
| 1. | | |
| 2. | -137,814,914.83 | 181,643,600.00 |
| 3. | | |
| 4. | | |
| 5. | | |
| 6. | | |
| | | |
| | 75,592,189.79 | 293,370,634.20 |
| | 76,643,361.50 | 290,681,248.32 |
| | -1,051,171.71 | 2,689,385.88 |
| | | |
| | 0.32 | 0.16 |
| | 0.32 | 0.16 |

4

| | | |
|--|----------------|----------------|
| | | |
| | 518,605,975.65 | 467,953,048.64 |
| | 397,062,737.88 | 315,932,265.84 |
| | | |

| | | |
|----|--|--|
| 1. | | |
| 2. | | |
| | | |

| | | |
|--|--|--|
| | | |
| | | |
| | | |

| | | |
|--|----------------|----------------|
| | 153,254,944.21 | 72,544,522.67 |
| | 757,422,412.38 | 482,523,326.68 |
| | -41,578,376.75 | 33,315,958.28 |
| | | |
| | 205,083,548.23 | 8,000,000.00 |
| | 163,636,557.28 | 80,039,910.22 |
| | | |
| | | |

| | | |
|--|----------------|----------------|
| | 180,995,541.47 | 127,397,851.41 |
|--|----------------|----------------|

7

| | | |
|--|--|--|
| | | |
|--|--|--|

| | | | | |
|---|--------|---------|---------|----------|
| 4 | 8,140, | 45,985, | 56,247, | -2,121,4 |
| | 000.00 | 956.02 | 400.00 | 43.98 |

| | | | | | | | | | | | | | |
|--|--------|--|--|--|---------|---------|--|--|---------|--|--|--|--|
| | | | | | | | | | | | | | |
| | 448,33 | | | | 505,526 | 28,985, | | | 35,406, | | | | |
| | 1,331. | | | | ,580.86 | 073.78 | | | 978.45 | | | | |
| | 00 | | | | | | | | | | | | |

| | | | | | | | | | | | | | | |
|---|--|--|--|--|--|--|--|--|--|--|--|--------|--|--------|
| | | | | | | | | | | | | 358.72 | | 358.72 |
| 4 | | | | | | | | | | | | | | |

3

4

5

6

7

8

9

11**1**

| | |
|--|----|
| | 50 |
| | |

2

| | |
|--|--|
| | |
| | |

| | | |
|---|---|---------|
| | | |
| 1 | 1 | 5.00% |
| 1 | 2 | 10.00% |
| 2 | 3 | 30.00% |
| 3 | | 100.00% |

3

| | |
|--|--|
| | |
| | |

12

1

2

3

4

5

13

14

1

A

B

a

b

c

d

A

B

C

7 -

12 --

2

6967A6

15

16

1

2

| | | 50 20 | 5 | 1.9 4.75 |
|--|--|-------|----|----------|
| | | 10 | 5 | 9.5 |
| | | 5 | 10 | 18 |
| | | 5 | 10 | 18 |
| | | 5 | 10 | 18 |

3

17

18

19

20

21

1

;

2

3

4

25

26

27

28

29

30

/

| | |
|--|-----|
| | 25% |
| | 25% |
| | 25% |
| | 25% |

2

3**1**

| | | |
|--|-----------|-----------|
| | | |
| | 28,040.44 | 64,720.60 |

| | | |
|--|---------------|---------------|
| | 27,251,568.28 | 8,749,277.00 |
| | | 2,857,476.00 |
| | 27,251,568.28 | 11,606,753.00 |

2

1)



2)

32,484,382.79



5)

6)

5

1



6

| | | |
|--|---------------|---------------|
| | | |
| | 19,045,849.81 | 17,073,190.79 |
| | 19,045,849.81 | 17,073,190.79 |

1

2

3

1)

| | 34,427,160.60 | 100.00% | 15,381,310.79 | 44.68% | 19,045,849.81 | 32,154,695.12 | 100.00% | 15,081,504.33 | 46.90% | 17,073,190.79 |
|--|---------------|---------|---------------|--------|---------------|---------------|---------|---------------|--------|---------------|
| | 34,427,160.60 | 100.00% | 15,381,310.79 | 44.68% | 19,045,849.81 | 32,154,695.12 | 100.00% | 15,081,504.33 | 46.90% | 17,073,190.79 |

| 1 | | | |
|-----|---------------|---------------|---------|
| 1 | 13,015,180.70 | 613,639.88 | 5.00% |
| 1 2 | 5,775,197.55 | 577,519.76 | 10.00% |
| 2 3 | 2,066,616.00 | 619,984.80 | 30.00% |
| 3 | 13,570,166.35 | 13,570,166.35 | 100.00% |
| | 34,427,160.60 | 15,381,310.79 | |

2)

299,806.46


0.00

| | | |
|--|--|--|
| | | |
|--|--|--|

3)

| | |
|--|--|
| | |
|--|--|

| | | | | | |
|--|--|--------------|---|-------|--------------|
| | | | | | |
| | | 2,557,778.01 | 1 | 7.43% | 127,888.90 |
| | | 1,199,391.84 | 1 | 3.48% | 59,969.59 |
| | | 1,000,000.00 | 3 | 2.90% | 1,000,000.00 |



| | |
|--|--------------|
| | |
| | |
| | 4,596,464.58 |
| | 4,596,464.58 |


| |
|--|
| |
|--|

| |
|--|
| |
|--|

| | | | | | | | | | | |
|--|-----------------------|---------------|--|-----------------------|--|--|--|--|--------|--|
| | 360,000.00 | | | 360,000.00 | | | | | 15.30% | |
| | 3,000,000.00 | | | 3,000,000.00 | | | | | 10.00% | |
| | 3,000,000.00 | | | 3,000,000.00 | | | | | 10.00% | |
| | 10,000,000.00 | | | 10,000,000.00 | | | | | 12.50% | |
| | 16,000,000.00 | | | 16,000,000.00 | | | | | 11.43% | |
| | 20,000,000.00 | | | 20,000,000.00 | | | | | 10.00% | |
| | | 1,000,000.00 | | 1,000,000.00 | | | | | 10.00% | |
| | | 12,089,700.00 | | 12,089,700.00 | | | | | 0.85% | |
| | | 31,032,887.97 | | 31,032,887.97 | | | | | 4.94% | |
| | 130,360,000.00 | 44,122,587.97 | | 174,482,587.97 | | | | | -- | |

4

| | | | | | | | | | | |
|--|--|--|--|--|--|--|--|--|--|--|
| | | | | | | | | | | |
|--|--|--|--|--|--|--|--|--|--|--|



15


1

| | | | | |
|-----|---------------|--|--|---------------|
| | | | | |
| | | | | |
| 1. | 82,768,525.31 | | | 82,768,525.31 |
| 2. | 1,097,936.74 | | | 1,097,936.74 |
| 1 | | | | |
| 2 \ | 1,097,936.74 | | | 1,097,936.74 |
| 3 | | | | |
| | | | | |
| 3. | | | | |
| 1 | | | | |
| 2 | | | | |
| | | | | |
| 4. | 83,866,462.05 | | | 83,866,462.05 |
| | | | | |
| 1. | 7,043,477.45 | | | 7,043,477.45 |
| 2. | 1,640,200.03 | | | 1,640,200.03 |
| 1 | 1,593,127.32 | | | 1,593,127.32 |
| | 47,072.71 | | | 47,072.71 |
| 3. | | | | |
| 1 | | | | |
| 2 | | | | |
| | | | | |
| 4. | 8,683,677.48 | | | 8,683,677.48 |
| | | | | |
| 1. | | | | |
| 2. | | | | |
| 1 | | | | |
| | | | | |


| | | | | |
|---|--|--|--|--|
| 3 | | | | |
| 1 | | | | |
| 2 | | | | |

| | | | | | | |
|----|---|----------------|----------------|--------------|--------------|----------------|
| | | | | | | |
| 3. | | 1,097,936.74 | 610,704.53 | 215,083.00 | 663,647.86 | 2,587,372.13 |
| | 1 | 1,097,936.74 | 610,704.53 | 215,083.00 | 663,647.86 | 2,587,372.13 |
| | | | | | | |
| 4. | | 148,665,538.43 | 109,383,086.80 | 8,566,433.51 | 5,480,143.50 | 272,095,202.24 |
| | | | | | | |
| 1. | | 11,032,553.69 | 65,383,007.38 | 3,493,648.56 | 4,739,272.19 | 84,648,481.82 |
| 2. | | 3,155,860.60 | 6,312,920.17 | 4,979,468.71 | 494,213.36 | 14,942,462.84 |
| | 1 | 3,155,860.60 | 6,312,920.17 | 4,979,468.71 | 494,213.36 | 14,942,462.84 |
| | | | | | | |
| 3. | | 47,072.71 | 438,623.81 | 163,368.81 | 581,775.32 | 1,230,840.65 |

3



4



5



6



3

| | | |
|--|--|--|
| | | |
|--|--|--|

4

| | | |
|--|--|--|
| | | |
| | | |

18

1

5681840>1181C5FBDC64D307

2

=FPi —4sÕh 5681840>1181C5FBDC64D307



2

| | | |
|--|--|--|
| | | |
|--|--|--|

21

| | | | | | |
|--|--|--|--|--|--|
| | | | | | |
| | | | | | |

| | | | | | | |
|--|----------------|---------------|--|--|--|----------------|
| | | | | | | |
| | | | | | | |
| | 681,269,630.68 | 11,000,789.63 | | | | 692,270,420.31 |
| | | 62,768,121.89 | | | | 62,768,121.89 |
| | 681,269,630.68 | 73,768,911.52 | | | | 755,038,542.20 |

WACC

| | | | | |
|------------|---------------|---------------|----------------|------|
| | | [2020] S067 | | 2018 |
| 12 31 | | 1,369.08 | 269.00 | |
| | 1,100.08 | | | |
| | | [2019] S044 | | |
| 2018 12 31 | | 17,664,886.77 | 296,000,000.00 | |
| | 62,768,121.89 | | | |

| | | | | |
|--|--|---------------|--|--|
| | | | | |
| | | 3,053,180.10 | | |
| | | 17,664,886.77 | | |

| | | |
|--|--------|--------|
| | | |
| | 14.90% | 17.84% |

23

| | 2,341,137.96 | 1,757,190.18 | 1,004,194.07 | | 3,094,134.07 |
|--|--------------|---------------|--------------|------------|--------------|
| | 1,090,146.72 | 9,586,973.63 | 1,247,379.80 | 838,574.40 | 8,591,166.15 |
| | 563,957.08 | 1,491,411.44 | 1,418,927.03 | | 636,441.49 |
| | 3,995,241.76 | 12,835,575.25 | | | |

4

| | | |
|--|--|--|
| | | |
|--|--|--|

5

| | | | |
|--|--|--|--|
| | | | |
|--|--|--|--|

25

| | | |
|--|--|--|
| | | |
|--|--|--|

26

1

| | | |
|--|----------------|----------------|
| | | |
| | 50,000,000.00 | 10,000,000.00 |
| | 50,000,000.00 | 165,000,000.00 |
| | 100,000,000.00 | 175,000,000.00 |

2

| | | | | |
|--|--|--|--|--|
| | | | | |
|--|--|--|--|--|

27

| | | |
|--|--|--|
| | | |
|--|--|--|

| | | | | |
|--|---------------|----------------|----------------|---------------|
| | | 6,509.00 | 6,509.00 | |
| | | 906.73 | 906.73 | |
| | 55,224,198.67 | 278,443,251.77 | 273,323,541.83 | 60,343,908.61 |

3

| | | | | |
|---|--|---------------|---------------|--|
| | | | | |
| 1 | | 15,886,687.45 | 15,886,687.45 | |
| 2 | | 485,604.89 | 485,604.89 | |
| | | 16,372,292.34 | 16,372,292.34 | |

32

| | | | |
|--|--|----------------------|----------------------|
| | | | |
| | | 25,753,354.91 | 14,548,124.71 |
| | | 37,103,280.34 | 23,594,542.84 |
| | | 639,788.00 | 931,784.81 |
| | | 717,141.58 | 567,550.80 |
| | | 521,350.25 | 419,488.57 |
| | | -427,584.13 | 116,255.03 |

1

| | | |
|--|--|--|
| | | |
|--|--|--|

| | | |
|--|--|--|
| | | |
|--|--|--|

2

| | | |
|--|------------|-----------|
| | | |
| | 260,032.98 | 20,193.35 |
| | 260,032.98 | 20,193.35 |

1

3**1)**

| | | |
|--|--|---------------|
| | | |
| | | 50,000,000.00 |

35

2

| | | | | | | | | | | | |
|--|----|----|----|--|--|--|--|--|--|--|--|
| | | | | | | | | | | | |
| | | | | | | | | | | | |
| | -- | -- | -- | | | | | | | | |

| | | | | | |
|--|--|--|--|--|--|
| | | | | | |
|--|--|--|--|--|--|

40

1

| | | |
|--|--|--|
| | | |
|--|--|--|

2

| | |
|--|--|
| | |
|--|--|



48

| | 181,643,600.00 | -137,814,914.83 | | | -137,814,914.83 | | 43,828,685.17 |
|--|----------------|-----------------|--|--|-----------------|--|---------------|
| | 181,643,600.00 | -137,814,914.83 | | | -137,814,914.83 | | 43,828,685.17 |
| | 181,643,600.00 | -137,814,914.83 | | | -137,814,914.83 | | 43,828,685.17 |

49

| | | | | |
|--|--|--|--|--|
| | | | | |
|--|--|--|--|--|

50

| | 42,340,443.15 | 6,763,900.77 | 49,104,343.92 |
|--|---------------|--------------|---------------|
| | 42,340,443.15 | 6,763,900.77 | 49,104,343.92 |

51

| | -104,370,460.41 | -184,058,285.31 |
|--|-----------------|-----------------|
| | -104,370,460.41 | -184,058,285.31 |
| | 214,458,276.33 | 109,037,648.32 |
| | 6,763,900.77 | 6,933,464.70 |

| | | |
|--|----------------|----------------|
| | 14,504,728.15 | 12,561,704.47 |
| | 4,949,734.60 | 8,636,663.19 |
| | 2,426,743.87 | 2,690,704.10 |
| | 2,640,832.79 | 2,654,043.39 |
| | 1,464,711.26 | 1,178,411.00 |
| | 130,458.22 | 1,342,491.95 |
| | | 1,209,444.28 |
| | 332,174.22 | 775,374.23 |
| | 620,908.34 | 455,462.65 |
| | 458,370.92 | 331,464.83 |
| | 1,884,470.42 | 49,588.43 |
| | 1,457,665.02 | 976,572.71 |
| | 225,965,368.06 | 168,384,715.54 |

55

| | | |
|--|---------------|---------------|
| | | |
| | 46,837,000.14 | 36,354,110.21 |
| | 21,092,400.00 | |
| | 18,643,759.82 | |

56

| | | |
|--|----------------|----------------|
| | | |
| | 149,081,186.39 | 111,995,956.97 |
| | 3,994,109.90 | 3,090,317.69 |

59

| | 44,615,340.23 | 27,487,758.75 |
|------|---------------|---------------|
| | 10,109,999.96 | 7,690,000.00 |
| - | 5,180,000.00 | |
| | 2,000,000.00 | |
| 2017 | 2,000,000.00 | 1,000,000.00 |
| 2017 | 1,460,000.00 | |
| 2017 | 1,362,000.00 | |
| | 1,300,000.00 | |

2017

| | | | |
|------|------|------------|--|
| | | | |
| | | 88,849.54 | |
| 24 | 17 | 80,000.00 | |
| 2017 | | 110,000.00 | |
| | | 66,000.00 | |
| 2 | 2017 | 67,000.00 | |
| 2017 | 1 | 30,600.00 | |
| | | 22,000.00 | |

| | | |
|--|----------------|--------------|
| | 146,709,347.81 | |
| | 1,032,864.38 | 405,592.85 |
| | 150,379,484.12 | 1,683,744.40 |

61

| | | |
|--|--|--|
| | | |
|--|--|--|

62

| | | |
|--|-----------|-----------|
| | | |
| | 53,283.78 | 82,882.31 |
| | 53,283.78 | 82,882.31 |
| | 53,283.78 | 82,882.31 |

63

| | | | | | | | | |
|--|--|--|--|--|--|---------------|---------------|--|
| | | | | | | 74,147,016.28 | 38,913,658.75 | |
|--|--|--|--|--|--|---------------|---------------|--|

64

| | | | |
|--|------------|-----------|------------|
| | | | |
| | 393,697.13 | 428.82 | 393,697.13 |
| | | 4,854.37 | |
| | | 55,231.31 | |
| | 393,697.13 | 60,514.50 | |

65

1

| | | |
|--|----------------------|----------------------|
| | | |
| | 31,812,986.13 | 29,907,808.10 |
| | -7,890,711.61 | 5,373,654.86 |
| | 23,922,274.52 | 35,281,462.96 |

2

| | |
|---|-----------------------|
| | |
| | 237,329,379.14 |
| / | 23,732,937.91 |
| | 24,219,022.00 |
| | -523,065.54 |
| | -13,850,463.84 |
| | 7,199,683.90 |
| | -3,782,026.83 |
| | -13,073,813.08 |



23,922,274.52

| | | |
|--|----------------------|---------------------|
| | 7,089,190.71 | 6,414,782.04 |
| | 3,670,500.90 | 1,312,313.20 |
| | -53,283.78 | -82,882.31 |
| | 7,653,964.78 | 7,127,990.19 |
| | -150,379,484.12 | -1,683,744.40 |
| | -7,078,938.62 | 4,034,105.37 |
| | -811,773.00 | 1,339,549.50 |
| | 8,162,661.04 | -82,146,234.61 |
| | - | |

| | |
|--|----|
| | -- |
|--|----|

4

| | | |
|--|----------------|----------------|
| | | |
| | 291,055,391.79 | 313,971,931.31 |
| | 28,040.44 | 64,720.60 |
| | 289,099,090.75 | 311,720,976.55 |
| | 1,928,260.60 | 2,186,234.16 |
| | 291,055,391.79 | 313,971,931.31 |

69

70

| | | |
|------|---------------|----|
| | | |
| | 15,142,422.84 | |
| 100% | 50,000,000.00 | |
| | 65,142,422.84 | -- |

71

1

| | | | |
|--|----|----|--|
| | | | |
| | -- | -- | |
| | | | |
| | | | |
| | | | |

| | | | |
|--|----|----|--|
| | -- | -- | |
| | | | |
| | | | |
| | | | |
| | | | |
| | | | |
| | | | |

74

1

1

| | | | | | |
|--|--|--|--|--|--|
| | | | | | |
|--|--|--|--|--|--|

| | | | | | | | | | | | | |
|--|------|---------|--|---------------|--|--------------|-------|------|------|------|--|------|
| | | | | | | | | | | | | |
| | 0.00 | 100.00% | | 2018 01 01 | | 14,164.86 | 0.00% | 0.00 | 0.00 | 0.00 | | 0.00 |
| | 1.00 | 100.00% | | 2018 04 11 | | 1,121,275.97 | 0.00% | 0.00 | 0.00 | 0.00 | | 0.00 |

5

6

1



| | | | | | | |
|--|--|--|--|---------|---------|--|
| | | | | | | |
| | | | | 100.00% | | |
| | | | | 100.00% | | |
| | | | | 100.00% | | |
| | | | | 100.00% | | |
| | | | | | 100.00% | |
| | | | | 50.00% | | |
| | | | | 50.00% | | |
| | | | | 100.00% | | |
| | | | | | 100.00% | |

| | | | | | | | | |
|--|--|---------------|---------------|-------------|--|-------------|-------------|-------------|
| | | -1,009,856.34 | -1,009,856.34 | -9,856.34 | | -833,914.04 | -833,914.04 | -833,914.04 |
| | | -916,437.09 | -916,437.09 | -916,437.09 | | -817,738.60 | -817,738.60 | -817,738.60 |

4

5

2

1

40%

100%

2

| | |
|----|--------------|
| | |
| / | 4,000,000.00 |
| -- | 4,000,000.00 |

20%

20%

2

| | | |
|--|---|---|
| | / | / |
| | | |

3

| | | |
|--|---|---|
| | / | / |
| | | |

4

| | | |
|--|----|----|
| | / | / |
| | -- | -- |
| | | -- |
| | -- | -- |

7

8

4

| | | | | | |
|--|--|--|--|---|--|
| | | | | / | |
| | | | | | |

1

2018 12 31

1



39.49%

2

3



4

| | |
|--|----|
| | |
| | |
| | |
| | 5% |
| | |
| | |

5

1

/



| | | | | | |
|--|--|---------------|--|--|---------------|
| | | 867,724.14 | | | 699,076.91 |
| | | 9,373,018.49 | | | 12,184,728.74 |
| | | 18,709,934.22 | | | |

/

| | | | | |
|--|--|--|--|--|
| | | | | |
|--|--|--|--|--|

2

/

/

/

| | | | | | | |
|---|---|---|---|---|---|---|
| / | / | / | / | / | / | / |
|---|---|---|---|---|---|---|

/

/

| | | | | | |
|---|---|---|---|---|---|
| / | / | / | / | / | / |
|---|---|---|---|---|---|

| | | | | |
|--|--|--|--|--|
| | | | | |
|--|--|--|--|--|

86,671,696.80 2017 07 06

2

| | | | |
|--|--|--------------|--------------|
| | | | |
| | | 2,611,564.66 | 1,226,699.37 |
| | | 403,324.12 | |
| | | 116,811.14 | |

7

8

1

| | |
|--|--------------|
| | 8,140,000.00 |
| | 0.00 |
| | 0.00 |

2

| | |
|--|---------------|
| | 6.91 / |
| | |
| | |
| | 21,092,400.00 |
| | 21,092,400.00 |

2017

2018

2018

5 17

226

814

2018 5 17

6.91

102

/

814

56,247,400.00

3

2

3

4

1

1



2

| | | |
|--|--|------|
| | | ■PC# |
|--|--|------|

1

| | | |
|--|----------------|----------------|
| | | |
| | 1,463,500.00 | 4,120,176.00 |
| | 275,844,696.23 | 312,920,281.93 |
| | 277,308,196.23 | 317,040,457.93 |

1

1)

| | | |
|--|--------------|--------------|
| | | |
| | 1,463,500.00 | 4,120,176.00 |

| | 343,146, 740.64 | 100.00% | 67,302,0 44.41 | 19.61% | 275,844,6 96.23 | 355,479 ,097.38 | 100.00% | 42,558,81 5.45 | 11.97% | 312,920,28 1.93 |
|--|--------------------|---------|-------------------|--------|--------------------|--------------------|---------|-------------------|--------|--------------------|
| | 343,146, 740.64 | 100.00% | 67,302,0 44.41 | 19.61% | 275,844,6 96.23 | 355,479 ,097.38 | 100.00% | 42,558,81 5.45 | 11.97% | 312,920,28 1.93 |

| | |
|--|--|
| | |
| | |



| | | |
|--|--|--|
| | | |
|--|--|--|

2)

| | | | | |
|--|--|--|--|--|
| | | | | |
|--|--|--|--|--|

2

1)

| | | |
|-----|--|--|
| () | | |
|-----|--|--|

2)

1

| | | | | |
|-----|--|--|--|--|
| () | | | | |
|-----|--|--|--|--|

3

1)

| | | |
|--|--|--|
| | | |
|--|--|--|

| | | |
|--|----------------------|---------------|
| | 1,415,513.36 | 1,162,149.48 |
| | 30,713,557.53 | 24,836,888.14 |
| | 277,640.98 | 274,582.00 |
| | | 9,436.67 |
| | 38,743,823.61 | 33,631,250.99 |

5)

| | | | | | |
|--|----|---------------|----------|---------------|---------------|
| | | | | | |
| | | 11,955,278.70 | 3 | 30.86% | 11,955,278.70 |
| | | 11,484,458.73 | 1 | 29.64% | |
| | | 3,415,656.19 | 1 2-3 | 1-2 3 | 8.82% |
| | | 1,199,391.84 | 1 | 3.10% | 59,969.59 |
| | | 1,000,000.00 | 3 | 2.58% | 1,000,000.00 |
| | -- | | | | |



| | | | | | | | | | | | |
|--|--|--|--|--|--|--|--|--|--|--|--|
| | | | | | | | | | | | |
| | | | | | | | | | | | |
| | | | | | | | | | | | |

902,176.5

| | | | | |
|--|-----------------------|-----------------------|-----------------------|-----------------------|
| | | | | |
| | 513,015,429.37 | 395,517,507.27 | 463,286,274.89 | 314,479,067.05 |
| | 5,590,546.28 | 1,545,230.61 | 4,666,773.75 | 1,453,198.79 |
| | 518,605,975.65 | 397,062,737.88 | 467,953,048.64 | 315,932,265.84 |

1

| | | | | |
|--|-----------------------|-----------------------|-----------------------|-----------------------|
| | | | | |
| | 258,206,413.56 | 175,477,551.37 | 284,056,328.88 | 155,309,801.07 |
| | 56,285,253.83 | 35,997,736.83 | 35,441,349.31 | 29,986,558.70 |
| | 22,751,547.21 | 12,785,959.62 | 20,288,080.65 | 11,172,587.24 |
| | 175,772,214.77 | 171,256,259.45 | 123,500,516.05 | 118,010,120.04 |
| | 513,015,429.37 | 395,517,507.27 | 463,286,274.89 | 314,479,067.05 |

2

| | | | | |
|--|----------------|----------------------|----------------------|----------------------|
| | | | | |
| | 43,491,481.30 | 35,963,931.23 | 24,815,174.52 | 19,305,217.98 |
| | 103,610,574.15 | 84,976,179.46 | 79,587,477.59 | 67,772,909.90 |
| | 59,011,287.95 | 43,618,159.41 | 48,204,826.09 | 34,902,683.21 |
| | 125,945,784.94 | 82,203,689.09 | 129,402,553.98 | 68,864,702.98 |
| | 86,129,965.15 | 72,289,940.82 | 53,384,896.47 | 36,473,828.70 |

15

33,235,530.14

3

1

2

3

4